

'EXELIA' BLACK INDOOR SAUNA

Made in Europe | Quality Guaranteed



The 'Exelia' Black Indoor Sauna is more than a wellness product; it's a luxurious statement piece formed from years of expertise and a commitment to excellence. Every detail is crafted to provide an unparalleled Commercial and Home Sauna experience.

The 'Exelia' Black Sauna is available in two distinct sizes—Regular and Large. Whether you're looking for a cosy retreat or ample room to relax, you're sure to find the perfect fit for you.

REGULAR 'EXELIA BLACK' SAUNA

MATERIALS

Interior

Castellated
Thermo-Aspen



Exterior

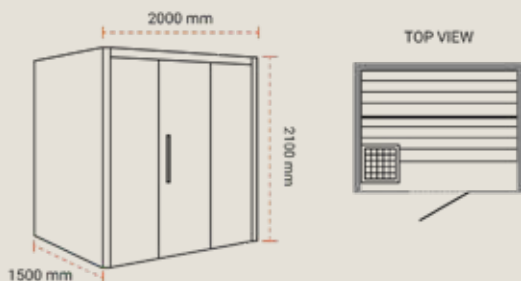
Ignite Spruce



DIMENSIONS

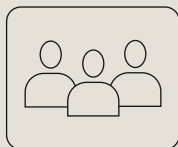
W2000 x D1500 x H2100mm

Volume: 6.3m³



CAPACITY

5 People



LARGE 'EXELIA BLACK' SAUNA

MATERIALS

Interior

Castellated
Thermo-Aspen



Exterior

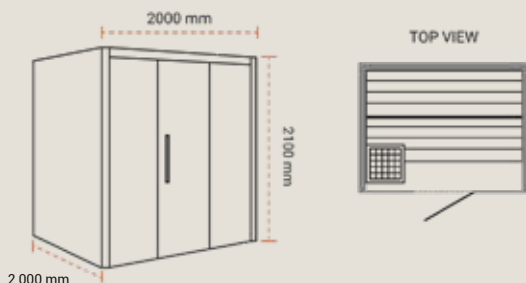
Ignite Spruce



DIMENSIONS

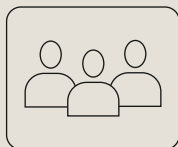
W2000 x D2000 x H2100mm

Volume: 8.4m³



CAPACITY

6 People








The heat enhances the wood's structure throughout.

Steam allows for full control over the modification process.

Thermally modified wood is natural – its properties are enhanced using just heat and steam. This chemical-free process results in an eco-friendly and aesthetically pleasing material that's significantly more durable and stable than conventional timber.



Interested in the **Ignite Dragonscale exterior**? This signature pattern is created by embossing and tinting thermally modified spruce wood.

Ignite's pattern is permanent and the surface colour long-lasting thanks to Thermory's intense thermal modification process.



STABILITY

Dimensionally stable in changing weather conditions



DURABILITY

Highest available durability class for real wood



ECO-FRIENDLY

Chemical-free modification



LIGHTWEIGHT

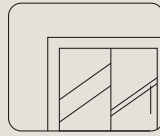
Easy handling and reduced thermal conductivity



LOW MAINTENANCE

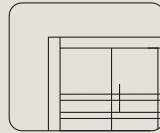
Oil it or not, the choice is yours

KEY FEATURES




STYLISH MODERN DESIGN

The elegant on-trend design is sure to enhance the look and appeal of indoor space.



SPACIOUS SAUNA FEEL

Full-length glass doors work to create a relaxed, open feel. The two-level design allows for multiple seating options.



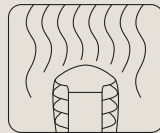
DELUXE SAUNA MATERIALS

Premium-quality Ignite Spruce and Thermo Aspen Wood offer functionality, durability and a chic aesthetic.



SERENE LED LIGHTING

Embedded LED lighting strips in the wall panels enhance the Sauna's sophisticated ambience.



HEATER

Select a heater that combines top functionality with elegant aesthetics (sold separately).



SIMPLE SAUNA INSTALLATION

Comes as a flat-pack for simple assembly, with expert Sauna installation available upon request.

SDS Australia takes pride in using timber materials that meet high standards of environmental sustainability.

Our supplier is committed to finding balanced solutions for smart wood production that minimise environmental impact.

Reducing the carbon footprint of a building is a major challenge for the entire construction industry. Manufacturers of building materials can play a major role by investing in product development, energy efficiency and renewable energy to ultimately reduce the environmental impact of their products. It is possible to produce sustainable materials, products and solutions with a smaller carbon footprint.

Thermally treated wood is a good alternative to other building materials, as carbon emissions from wood are reduced during thermal treatment and the life of the wood is extended.



Responsible wood sourcing

Our supplier carefully monitors where the wood comes from.

They only source the best quality wood from sustainably managed forests around the world. This helps reduce the negative impact of deforestation.

SDS
AUSTRALIA

OVER
20
YEARS

of Sauna Expertise

1800 737 777

SUPPORT@SDSAUSTRALIA.COM

WWW.SDSAUSTRALIA.COM